

Loadrite H2250

Haul Truck Monitor



Automate all your haul truck productivity data

The Loadrite® H2250 provides near real-time reporting of haul truck production and process monitoring, driving increased production and limiting costs. Equip operators with powerful tools to optimize every load, and fleet managers with real-time data so they can respond quickly and with deeper insight.

All your haul truck productivity data is automated with the H2250, saving you time and frustration from tabulating load sheets, and replacing it with accurate production figures presented in clear graphical electronic reports. The H2250 provides complete tracking/auditing of material movements from the dig site to the dump zone. No more manual counting of each cycle, now everyone has accurate, real-time information in the cab, on a web browser and on mobile devices.

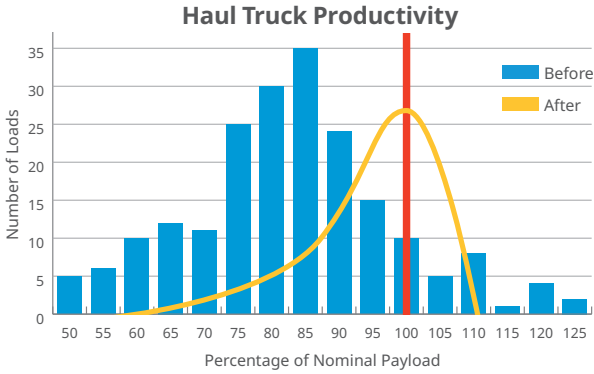
Features

- Near real-time visibility of haul operations.
- Accurate and detailed automatic data collection, not reliant on operators.
- Mixed-fleet support to centralize production data in one location.
- Reporting suite to analyze the data, find inefficiencies, under-utilization and bottlenecks and improve processes.
- Improve haul safety with driver alerts and reporting.
- Reduce waste from:
 - Under and over-loading
 - Truck queuing (line-ups)
 - Slow or inconsistent cycle times
 - Truck rollover
 - Excessive tire wear

Additional features

Higher production

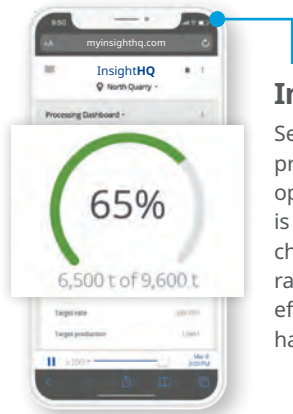
- Take control of your payload variance, with accurate loadout. Prevent overloading, and reduce underloading, to optimize every truck and maximize total production by increasing tons per shift.



Speed reports

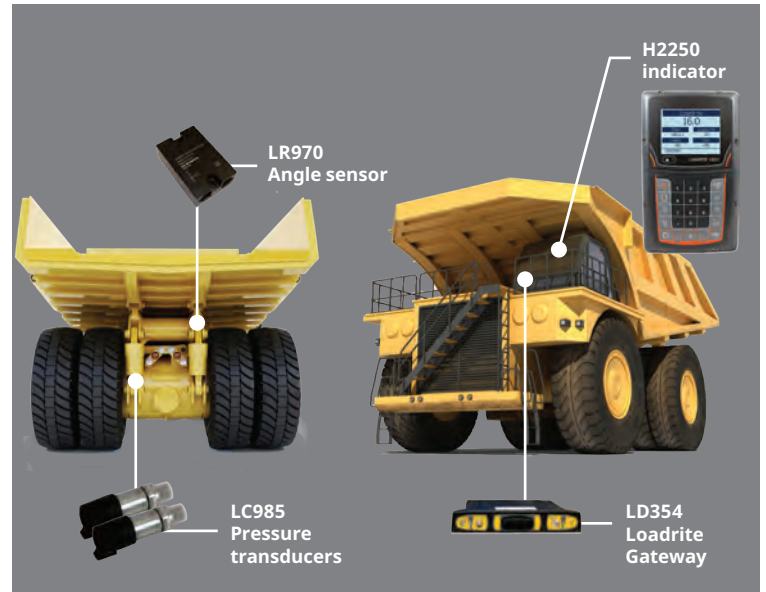
- Log truck speed to identify speeding events and slow sections of haul roads. Rank and pinpoint locations on a map to make it easy to manage truck speed issues.

Optional Accessories & Integrations



InsightHQ

See all of your load and haul productivity data at a glance. Compare operators and check that your haul fleet is meeting plant demand, adjusting to changes in cycle time or that product ratios are meeting targets. Loading efficiency data with an average load and hauling time is also available to view.



Specifications

Power Requirements

Supply voltage	12 or 32 V DC
Current consumption	350 mA typical at 24 V DC 950 mA max. 4 A max. with LP950 printer
Power supply protection	Automotive power supply transient suppression exceeds SAE specifications for DC automotive power supply transients

Physical Specifications

Indicator weight	1.5 kg (3.3 lbs)
Indicator dimensions	.W145 x L240 x D110 mm (5.7 x 9.4 x 4.3 in)
Indicator operating temperature	-10°C to 50°C (14°F to 122°F)
Environmental protection	IP69K protected pressure transducers, IP67 protected angle sensors, IP54 protection for indicator

Other Information

- Supported languages:** English, French, German, Br. Portuguese, Spanish
- Warranty:** 1 year parts and labor

Contact your local dealer today



SITECH NorCal
833 Montague Ave.
San Leandro, CA 94577

888-4-A-LASER

SITECH Oregon
21505 Bents Court NE
Aurora, OR 97002

For More Information

Loadrite (Auckland), Ltd.
45 Patiki Road
Auckland 1206
New Zealand
goLoadrite.com
info@goLoadrite.com